




**Ridgewood High School
Spring Track**

1995

RIDGEWOOD HIGH SCHOOL
SPRING TRACK & FIELD TEAM

1995

TEAM & INDIVIDUAL RECORDS



RIDGEWOOD HIGH SCHOOL
TRACK AND FIELD TEAM 1995

VARSITY

R. B. Brill
Ryan Cleary
Jim Davis
Raphael Garcia
Michael Huang
Jeff Hu
Lou Lembo
Tom Li
Matt Picarelli
Fletcher Rosenback
Hoshua Saladino
Allan Sison
Tom Steiner
Will Tsai
Chris VanCleve

Michael Castagno
Michael Cohen
James Dallas
Michael DiMaulo
Jeremiah Echeander
Nathaniel Ekman
Tim Francis

Peter Hans
Clifton Koontz
Mark Marino
Adam Orews
Michael Trinh
Alex Voitiue
Spencer Wolfson

Jeff Braden
Neil Burt
Will Byrne
Chris Hsu
Brian Jones
Mike Jones
Brad Langfield
Mike Lembo
Chris Mala
Mark Mullervy
Matt Obbard
Eric Rogers
Navid Sadri
Thomas Salamone
Michael Schwarz
Michael Wantanabe

Brian Cho
Howard Chung
Kris Delas-Armas
Paul Goncharov
Matthew Jones
Kwang Kim
Adam Kipiniak
Michael McCarthy
J. D. Murdock
Andrew Ng
John O'Neill
Damian Plummer
Sean Powers
Steve Robinson
Andrew Rodney
Dusty Thomas
Quentin Weist
Jason VanYperen
David Warton
Brian Zuccala

Coaches:

Richard VanYperen
Michael Mullin
Charles Johnson
Jim Grasso

1995 TEAM RECORD

Ridgewood

vs.

111
130
108
79
99
62
102
79

Eastside	10
Barringer	1
Bloomfield	23
Montclair	52
Passaic	32
Bergen Catholic	69
Clifton	29
Kennedy	52

Team Record.....7 wins, 1 loss

Bergen County Relays Groups 3 & 4	3rd Place
NNJIL Atlantic Division	tie 1st Place
Bergen County Group 4	2nd Place
State Sectional Group 4	6th Place

Freshman Team

NNJIL Atlantic Division	1st Place
County Freshman Relays	1st Place
County Group 3 & 4	2nd Place

1995 NEW SCHOOL RECORDS

3x Javelin: Matthew Picarelli 147'8"
David Barry 116'1"
J.D. Murdock 140'4"

404'1"

3X High Jump: Jim Davis
Fletcher Rosenbach
Jeff Braden

6'0"

5'9"

5'9"

17'6"

1995 TOTAL POINT RANKINGS

RANK	NAME	DUAL		TOTAL
		MEET POINTS	CHAMPIONSHIP	
1.	Jim Davis (12)	109	77	186
2.	Fletcher Rosenbach (12)	98	48	138
3.	Josh Saladino (12)	59 1/4	57	116 1/4
4.	Mike DiMaulo (11)	68	27	95 1/4
5.	Jeff Hu (12)	58	17	75
6.	Eric Rogers (10)	36	29	65
7.	Brian Palatucci (12)	24	39	63
8.	Ryan Cleary (12)	20 1/4	36	56 1/4
9.	Will Tsai (12)	31 1/4	21	52 1/4
10.	Mike Huang (12)	28	24	52
11.	Matt Picarelli (12)	28	21	49
12.	Mike Cohen (11)	28	14	42
13.	Chris VanCleve (12)	27	9	36
14.	R. B. Brill (12)	17	14	31
15.	Lou Lembo (12)	18	11	29
16.	Dave Barry (12)	17	6	23
17.	Tom Li (12)	19	3	22
18.	Jeff Braden (10)	11	8	19
	Neil Burt (10)	13	6	19
20.	Rapheal Garcia (12)	14	3	17
21.	Mike Castagno	13	3	16
	John O'Neill	10	6	6
23.	J.D. Murdock (9)		12	12
24.	Dave Warton	6	5	11
25.	Ryan Genovese	1 1/4	9	10 1/4
26.	Mike Jones	6	3	9
	Tom Steiner	6	3	9
28.	Allan Sison	4 1/4	3	7 1/4
29.	Brian Zuccala		6	6
30.	Pete Hans		3	3
	Will Byrne		3	3
	Nate Ekman		3	3
	Steve Robinson		3	3
34.	Cliff Koontz	1 1/4		1 1/4
35.	Howard Chung	1		1

ALL TIME ONE SEASON POINT LEADERS

1.	John Parisi (83)	199 1/4
2.	Bob Keino (93)	189 1/4
3.	Jim Davis (95)	186
4.	Bob Keino (94)	181 1/2
5.	Tim Geckler (89)	174 1/2
6.	Craig Halyard (87)	156 1/2
7.	Doug Shultz (87)	146 3/4
8.	Craig Halyard (88)	144 1/2
9.	Tim Kelley (82)	144
10.	Matt Krever (91)	142 1/2
11.	John Parisi (82)	141
12.	Fletcher Rosenbach (95)	138
13.	Doug Pierson (88)	132 1/4
14.	John Parisi (81)	130 3/4
15.	Tom Hughes (81)	130
16.	Bob Keino (92)	129
17.	Tim Geckler (88)	128
18.	Eric Berntsen (87)	127
19.	Chris Sullivan (85)	126
	Kass Dawson (93)	126

1995 SCRIMMAGE VS. DEMAREST & FORT LEE
Saturday, March 25

Long Jump: Jeff Hu 16'6 1/2", Raph Garcia 16'4 1/2", Fletcher Rosenbach 17'7 1/2", Andrew Ng 15'5"F, Ryan Genovese 15'5", Joe Kim 15'0", Dusty Thomas 13'11", Chris Hsu 14'9", Howard Chung 14'1", Paul Goncharov 13'11"

400IH: Josh Saladino 59.4, Jeff Hu 64.3, Will Tsai DNF, Steve Robinson 76.7

100: Mike DiMaulo 12.7, Raph Garcia 12.9, M. Huang 12.8, Joe Kim 14.4, Dusty Thomas 14.8, John Weindler 14.7, Dave Warton 14.2, Mike McCarthy 14.7, Kwang Kim 14.2, Paul Goncharov 14.0, Andrew Ng 13.1

4x800: Eric Rogers	2:13.3	John O'Neil	2:26.0
Allan Sison	2:18.5	Damian Plummer	2:32.8
R.B. Brill	2:17.4	Jason Van Yperen	2:38.4
Brian Palatucci	2:08.3	Kris Delas-Armas	3:03.5
	8:57.6		10:40.6

400: Ryan Genovese 56.8, Mike Trinh 61.3, Spencer Wolfson 62.0, Mike Wantanabe 62.3, Chris Hsu 67.7, Tom Salamone 69.7

110HH: Fletch Rosenbach 17.5, Jeff Hu 19.3, Steve Robinson 21.0

800: Brian Palatucci 2:10.3, Damian Plummer 2:36.5, R.B. Brill 2:30.0, Allan Sison 2:25.5

200: Josh Saladino 24.8, Raph Garcia 25.1, Mike DiMaulo 25.1, Mike Huang 25.5, Will Tsai 25.1, Spencer Wolfson 26.8, Tom Salamone 29.5, John Weindler 29.3, Kwang Kim 30.2, Joe Kim 27.7, Andrew Ng 26.3, Dusty Thomas 28.9

1600: Mike Cohen 5:09.4, Eric Rogers 4:53.3, Mike Castagno 5:20.5, Will Byrne 5:28.8, Matt Jones 8:23.0, John O'Neil 5:27.4, Jason Van Yperen 5:39.4

4x400: Raph Garcia	60.1	Jeff Hu	60.1
Josh Saladino	55.6	Chris Hsu	61.8
Fletch Rosenbach	63.4	Brian Palatucci	57.3
Will Tsai	55.3	Mike DiMaulo	59.8
	3:54.4		3:58.8

High Jump: Fletch Rosenbach 5'10", Jim Davis 6'2"
Triple Jump: Paul Goncharov 34'5", Dave Warton 32'7"

Javelin: Matt Picarelli 132'1", Tom Li 69'7", Pete Hans 92'5", J.D. Murdock 119'4", Brian Zuccala 89'11", Adam Orens 77'6", James Dallas 87'3"

Shot Put: Matt Picarelli 42'10", Tom Li 35'9", Tim Francis 36'5", Chris Mala 37'5", Adam Orens 34'0", Jim Dallas 34'6", Al Voitiuc 31'0", Peter Hans 32'4", Jeremiah Encandia 19'3", J.D. Murdock 32'2"

Discus: Tom Li 120'2", Matt Picarelli 100'4", Al Voitiuc 85'5", Brad Langfield 96'8", Chris Mala 105'9", J.D. Murdock 74'4", Tim Francis 76'7", Jeremiah Echandia 42'0", Jim Dallas 75'11", Adam Orens 73'9", Peter Hans 76'6"

Ridgewood vs. Northern Highlands Scrimmage
Wednesday, March 29, 1995

Event	FIRST PLACE	SECOND PLACE	THIRD PLACE	NH	RHS
LJ	F. Rosenbach 17'8" RHS	J. Pollaci 16'0" RHS	NH	1	8
400IH	J. Saladino 59.9 RHS	NH	NH	4	5
100	NH	NH	Mike DiMaulo 12.0 RHS	8	1
1600	NH	Neil Burt 4:49.2 RHS	Eric Rogers 4:52.3 RHS	5	4
400	Will Tsai RHS 54.9	B. Palatucci 55.1 RHS	NH	1	8
110HH	F. Rosenbach 16.1 RHS	Jeff Braden 17.6 RHS	NH	1	8
800	B. Palatucci 2:12.4 RHS	NH	Allan Sison 2:18.9 RHS	3	6
200	NH	J. Saladino 24.4 RHS	Mike DiMaulo 24.7 RHS	5	4
3200	Eric Rogers 10:47.0 RHS	NH	R.B. Brill 10:58.0 RHS	3	6
SHOT	M. Picarelli 44'0" RHS	T. Steiner 40'7" RHS	NH	1	8
DISCUS	Tom Li 109'7" RHS	Chris Mala 104'7" RHS	M. Picarelli 101'4" RHS	0	9
HJ	Jim Davis 5'10" RHS	F. Rosenbach 5'10" RHS	J. Braden 5'10" RHS	0	9
PV	Mike Huang 11'0" RHS	Jim Davis 11'0" RHS	NH	1	8
TJ					
4X400	Ridgewood- 3:52.2			0	5

OTHER RESULTS:

Long Jump: R. Garcia 15'9 3/4", C. Hsu 14'9 1/2", J. Kim 14'11",
A. Ng 16'10", R. Depalo 16'3", H. Chung 16'1", D. Thomas 14'1"

400IH: J. Braden 68.4, H. Chung 74.5, S. Robinson 71.8

100: R. Garcia 12.3, W. Tsai 12.2, D. Thomas 13.0, D. Warton 13.2,
M. McCarthy 13.8, T. Salamone 13.9, M. Huang 12.6, A. Ng 12.5,
J. Kim 13.4, J. Weindler 13.9

1600: R. B. Brill 5:00.2, M. Cohen 5:02.9, J. O'Neil 5:08.8,
W. Byrne 5;11.1, M. Castagno 5;13.0, N. Ekman 5;20.1,
M. Jones 5;15.0

400: R. Genovese 57.5, R. Depalo 60.1, M. Trinh 61.0, C. Koontz
59.9, M. Wantanabe 60.7, S. Wolfson 62.7, J. Pollaci 68.9

110HH: S. Robinson 20.1

800: D. Plummer 2;24.6, J. Van Yperen 2;27.4, M. Marino 2:26.9,
Matt. Jones 3:00.4, B. Janes 2;50.1, N. Sadri 2;27.5

200: R. Garcia 25.0, M. Huang 25.7, R. Genovese 25.3, C. Hsu 27.8,
S. Wolfson 26.0, C. Koontz 26.7, J. Kim 28.4, A. Ng 26.6,
J. Weindler 29.4, D. Thomas 28.7, M. McCarthy 29.2, M. Trinh
27.6, T. Salamone 29.9, M. Wantanabe 27.8

3200: M. Cohen 11:04.2, M. Castagno 11:19.6

Shot: T. Li 37'3", C. Mala 38'0", T. Francis 35'11", A. Orens 35'1"
P. Hans 33'5", J. Dallas 34'0", A. Voitiuc 31'6",
J.D. Murdock 30'8", M. Mullervy 30'8", J. Echeander 20'11"

Discus: T. Steiner 84'1", B. Langfield 88'6", P. Hans 90'8",
J. Dallas 94'9", T. Francis 90'0", A. Orens 80'3",
A. Voitiuc 75'7", J. Echeander 47'5"

Triple Jump: F. Rosenbach 36'9 1/2", D. Warton 31'9",
H. chung 31'8", B. Zuccala 31'3"

1995 RIDGEWOOD RELAYS
Saturday, April 1

Running Events:

4x1600: R.B.Brill, M. Cohen, E. Rogers, B. Palatucci
 4:57.3 4:56.6 4:49.6 4:46.9 19:30.4 3rd
 M. Castagno, N. Ekman, M. Jones, W. Byrne
 5:10.8 5:05.6 5:22.6 5:07.3 20:46.2

4x100: F. Rosenbach, R. Garcia, M. Huang, M. DiMaulo
 47.0

4x800: A. Sison, N. Sadri, M. Marino, L. Lembo
 2:12.7 2:19.1 2:26.4 2:14.3 9:12.3

4x200: W. Tsai, R. Garcia, M. DiMaulo, J. Saladino
 24.1 24.0 24.8 23.9 1:37.1
 S. Wolfson, R. Depalo, R. Genovese, M. Trinh
 26.7 26.2 24.9 27.1 1:44.9

Frosh.4x800: D. Plummer, J. Van Yperen, D. Warton, J. O'Neill
 2:18.0 2:26.8 2:25.1 2:17.5 9:27.4 3rd

Soph.4x800: M. Wantanabe, B. Janes, T. Salamone, M. Lembo
 2:26.5 2:54.3 2:55.2 2:52.8

Sprint Medley: J. Saladino, M. DiMaulo, W. Tsai, B. Palatucci
 52.8 25.2 25.3 2:05.8 3:49.8 6th

Distance Med.: M. Cohen, R. Genovese, R.B.Brill, E. Rogers
 3:35.0 56.3 2:15.3 4:55.6 11:43.0
 M. Jones, R. Depalo, N. Ekman, M. Castagno
 3:47.2 59.8 2:21.5 5:14.5 12:22.0

Frosh.4x400: D. Warton, K. Kim, D. Thomas, S. Robinson
 64.5 67.8 71.8 65.4 4:29.5
 D. Plummer, J. Van Yperen, J.D. Murdock, J. O'Neill
 60.8 65.8 66.2 61.6 4:14.4
 P. Goncharov, S. Powers, K. Delas-Armas, A. Kipiniak
 65.5 72.6 74.8 69.2 4:41.1

Soph.4x400: T. Salamone, B. Janes, C. Hsu, M. Wantanabe
 68.0 75.3 65.7 63.0 4:31.8

4x400: W. Tsai, B. Palatucci, R. Genovese, J. Saladino
 55.9 54.4 55.6 52.9 3:38.7 4th
 J. Davis, J. Hu, A. Sison, L. Lembo
 58.6 55.8 58.1 58.3 3:50.7
 R. Depalo, S. Wolfson, M. Trinh, J. Braden
 60.2 63.7 60.7 60.0 4:04.6

Field Events:

3xPole Vault: M. Huang, J. Davis, D. Warton
 11'0" 11'0" NH 22'0" 2nd

3xHJ: J. Davis, F. Rosenbach, J. Braden
 6'0" 5'9" 5'9" 17'6" 2nd SCHOOL RECORD

3xLJ: F. Rosenbach, J. Hu, R. Garcia
 16'1 1/2" 17'10" 17'0"

3xTJ: F. Rosenbach, J. Hu, J. Davis
 37'7 1/2" F 38'6 1/2"

3xJav: M. Picarelli, P. Hans, J.D. Murdock
 151'5" 105'3" 131'5" 387'11" 5th

3xShot: M. Picarelli, T. Steiner, T. Li
42'2" 40'11 1/2" 39'1" 122'2 1/2"

T. Francis, C. Mala, L. Orens
35'3 1/4" 37'7" 34'5" 107'3 1/4"

P. Hans, J. Dallas, A. Voitiuc
33'10" 35'10" 29'7"

M. Schwarz, M. Mullervy, J. Echeander
29'3 1/2" 30'3 1/2" 18'8 3/4"

J.D. Murdock, A. Kipiniak, Q. Weist
30'9 1/4" 22'11" 21'3"

3xDiscus: T. Li, M. Picarelli, C. Mala
118'3" 96'3" 110'3" 324'9"
T. Steiner, B. Langfield, T. Francis
88'8" 92'7" 87'10"
A. Orens, P. Hans, A. Voitiuc
62'1" 90'6" 69'7"
J. Dallas, M. Schwarz, J.D. Murdock
89'6", 64'8" 57'9"

OUTSTANDING ATHLETES OF THE MEET:

JOSH SALADINO: 4X200, SPRINT MEDLEY, 4X400
BRIAN PALATUCCI: 4X1600, SPRINT MEDLEY, 4X400
MATT PICARELLI: JAVELIN, SHOT, DISCUS

ENGLEWOOD RELAYS
Saturday, April 8, 1995

4x1600: R.B. Brill, E. Rogers, M. Cohen, B. Palatucci
4:58.0 4:51.3 5:01.7 4:49.4 19:41.4 2nd Place
W. Byrne, M. Jones, M. Castagno, N. Ekman
5:06.1 5:09.7 5:10.8 5:05.2 20:31.8 6th Place

4x110HH: S. Robinson, J. Davis, J. Braden, F. Rosenbach
20.3 16.6 17.6 16.3 70.8 6th Place

4x100: M. DiMaulo, W. Tsai, F. Rosenbach, R. Garcia
47.4

4x800: J. Saladino, L. Lembo, E. Rogers, B. Palatucci
2:04.9 2:12.6 2:12.9 2:08.1 8:38.6 5th Place
R. B. Brill, N. Ekman, M. Marino, A. Sison
2:18.1 2:22.2 2:25.8 2:14.6 9:20.6

2xLJ: A. Ng 16'5 1/2", R. Garcia 17'10"

2xPV: J. Davis 10', M. Huang 11' 21" 4th Place tie

2xShot Put: T. Steiner 42'11", M. Picarelli 41'11 3/4" 84'3/4"
C. Van Cleve 40'8 1/2", T. Li 39'1" 80'2"
T. Francis 37'1 1/2", J. Dallas 36'4" 73'5 1/2"
A. Orens 32'7 3/4", P. Hans 34'6 3/4" 67'2 1/2"

2xFrosh Shot: J. D. Murdock 30'8 1/2", Q. Weist 21'4" 52'1 1/2"

2xSoph Shot: M. Mullvery 30'11 1/2", C. Mala 37'7 3/4" 68'7 1/3"
3rd Place
M. Schwarz 26'5", B. Langfield 29'4 1/2" 47'9 1/2"

Frosh. 4x800: D. Plummer, D. Warton, J. Van Yperen, J. O'Neill
2:20.8 2:27.7 2:26.8 2:12.6 2nd Place

4x200: M. DiMaulo, W. Tsai, M. Huang, R. Garcia
25.0 24.4 25.2 24.2 1:38.7
J. Braden, S. Wolfson, R. Genovese, M. Trinh
26.3 25.6 24.8 27.0 1:43.7

Frosh. 4x200: H. Chung, D. Thomas, M. McCarthy, A. Ng
26.4 27.4 27.8 26.9 1:48.5
B. Zuccala, K. Kim, A. Kipiniak, P. Goncharov
28.0 29.5 28.5 26.3 1:53.3

Spr Med.: J. Saladino, M. DiMaulo, R. Garcia, B. Palatucci
52.7 24.9 24.4 2:09.3 3:51.3 6th Place

Soph. Spr Med.: M. Wantanabe, C. Hsu, T. Salamone, N. Sadri
60.2 28.2 29.3 2:20.4 3:51.3

Frosh. Spr Med.: D. Plummer, A. Ng, S. Robinson, J. O'Neill
61.1 27.8 26.5 2:17.4 4:18.8 2nd Place

Dis Med.: M. Cohen, R. Genovese, R. B. Brill, E. Rogers
3:41.6 56.2 2:16.9 4:58.6 11:53.2
W. Byrne, R. Depalo, N. Ekman, M. Castagno
3:40.1 59.4 2:21.9 5:09.4 12:10.8

Frosh. D.M.: A. Rodney, P. Goncharov, D. Plummer, J. O'Neill
3:59.6 64.9 2:25.9 5:09.1 12:39.5
Matt Jones, K. Kim, D. Thomas, J. Van Yperen
4:34.6 72.6 2:55.1 5:36.9 14:19.2

3x400IH: J. Saladino, W. Tsai, F. Rosenbach
60.2 62.4 61.8 3:04.4 3rd Place

Frosh. 3x400IH: H. Chung, S. Robinson, D. Warton
74.1 73.2 76.4 2:33.7 1st Place
4x400: L. Lembo, A. Sison, M. Huang, R. Genovese
57.1 56.5 56.6 58.2 3:48.3 6th Place

Soph. 4x400: N. Sadri, C. Hsu, M. Schwarz, M. Wantanabe
60.5 65.8 64.9 62.4 4:13.4
Frosh. 4x400: H. Chung, M. McCarthy, P. Goncharov, Delas-Armas
71.4 68.1 67.0 76.3 4:42.8
J. Van Yperen, J.D. Murdock, D. Thomas, D. Warton
68.2 67.9 70.2 70.6 4:36.8
K. Kim, B. Zuccala, Matt Jones, A. Kipiniak
74.3 75.4 75.5 73.9 5:07.5

2xTJ: J. Saladino 34'0", J. Davis 38'9"
P. Garbachov F, D. Warton 32'6"

2xJav.: M. Picarelli 132'4", J.D. Murdock 130' 262'4"
P. Hans 87'8", J. Dallas 84'1" 171' 9"
A. Kipiniak 75'11", B. Zuccala 91'2" 167'1"

2xDiscus: T. Li 115'4", D. Barry 93'10" 209'2"
A. Voitiuc 80'2", J. Dallas 85'11" 166'1"
P. Hans 84'0", A. Orens 66'5" 150'5"

2xSoph. Discus: C. Mala 114'2", B. Langfield 97'2" 211'4" 2nd Place

This was a bitter cold day with hail and rain in the afternoon. Because our attitudes reflected the weather, we did not warm up enough for our events.

Team Bests of the Day:

Chris Mala/Brad Langfield - Soph Discus
Frosh. 4x800 and Sprint Medley
Josh Saladino - 2 quality lead off legs
J.D. Murdock - Javelin
John O'Neill - 2 quality anchor legs

Ridgewood vs. Eastside
Thursday, April 13, 1995

Event	FIRST PLACE	SECOND PLACE	THIRD PLACE	EHS	RHS
LJ	Jeff Hu 17'4"	Raph Garcia 17'3 1/2"	R. McWhite 16'1 1/4" E	1	8
400IH	Jeff Hu 60.4	Josh Saladino 61.0	F. Rosenbach 65.0	0	9
100	Mike DiMaulo 11.6	Will Tsai 11.9	Raph Garcia 12.0	0	9
1600	B. Palatucci 4:50.6	Neil Burt 4:53.0	R.B. Brill 4:55.0	0	9
400	Chris Morris 53.7	Ryan Cleary 54.8	Will Tsai 54.9	0	9
110HH	F. Rosenbach 16.3	Jim Davis 16.3	Jeff Hu 17.2	0	9
800	J. Saladino 2:08.9	N. Samunda 2:10.3 E	Lou Lembo 2:11.6	3	6
200	Mike DiMaulo 24.2	Raph Garcia 24.7	Will Tsai 25.0	0	9
3200	Eric Rogers 10:26.7	Mike Cohen 10:29.2	M. Castagno 10:54.0	0	9
SHOT	M. Picarelli 43'4"	T. Steiner 41'2"	C. Van Cleve 40'1 1/2"	0	9
DISCUS	Dave Barry 117'10"	Tom Li 113'5"	C. Van Cleve 101'5"	0	9
HJ	F. Rosenbach 5'10"	Jim Davis 5'8"	Moody 5'8" E	1	8
PV	Mike Huang 11'0"	Jim Davis 11'0"	Dave Warton 8'0"	0	9
TJ	Jim Davis 37'4 1/4"	Jeff Hu 35'7 3/4"	Dave Warton 33'10"	0	9
4X400	Eastside			5	0

Athletes of the Meet:

Jeff Hu
Mike DiMaulo

Non-scoring results:

400IH: R. DePalo 70.2, D. Warton 72.9, H. Chung 72.6

100m: A. Ng 12.2, P. Gancharov 12.9, M. McCarthy 13.2, K. Kim 13.0,
C. Hsu 13.1, T. Salamone 13.5

1600m: N. Ekman 5:14.1, J. O'Neill 4:55.4, W. Byrne 5:08.7

400m: R. Genovese 56.4, C. Koontz 59.2, N. wong 63.4,
S. Wolfson 60.8, M. Wantanabe 59.2, S. Powers 70.6,
K. Delas-Armas 71.6

110HH: J. Braden 18.6

800m: A. Sison 2:15.8, Matt Jones 2:52.2, N. Sadri 2:24.7,
M. Trinh 2:31.8, B. Janes 2:47.1, D. Plummer 2:16.7,
J. Van Yperen 2:30.6, A. Rodney 2:29.0

200m: M. Huang 24.9, H. Chung 26.6, C. Koontz 25.9, A. Ng 25.9,
S. Wolfson 25.1, B. Zuccala 28.8, M. McCarthy 27.9,
C. Hsu 26.9, P. Goncharov 26.5, K. Kim 29.0, N. Wong 27.1

3200m: Mike Jones 11:03.6

Shot: T. Francis 37'1", T. Li 40'0", J.D. Murdock 31'4",
Q. Weist 20'3", A. Kipiniak 23'9", M. Schwarz 31'10",
C. Mala 37'8", M. Mullervy 32'11", P. Hans 34'11",
J. Dallas 37'7", A. Orens 35'4", A. Voitiuc 30'11"

Discus: C. Mala 101'0", M. Schwarz 62'8", T. Francis 100'10",
A. Voitiuc 79'3", J. dallas 86'1/2", J.D. Murdock 69'5 1/2",
A. Kipiniak 62'10", P. Hans 100'4 1/4", A. Orens 83'7",
Q. Weist 43'10"

Long Jump: A. Ng 14'5 1/4"

High Jump: J. Braden 5'6"

Triple Jump: P. Goncharov 33'8"

4x400: A. Sison 58.5, L. Lembo 57.9, R. Garcia 57.1, J. O'Neill
58.4 3:51.8

1995 THUNDERBIRD INVITATIONAL
Saturday, April 15

Frosh. 2xTJ: D. Warton, H. Chung
33'0" 32'5" 65'5" 2nd Place

2xPole Vault: J. Davis, M. Huang
11'6" 10'0" 21'6" 3rd Place

Frosh. 2xLJ: H. Chung, K. Kim
15'6 1/2" 15'9" 31'3 1/2" 2nd Place

M. McCarthy, D. Warton
14'0" 14'7 1/4" 28'7 1/2" 4th Place

Frosh. D.M.: J. Van Yperen, M. McCarthy, D. Plummer, J. O'Neill
3:58.1 63.6 2:18.6 5:14.0 12:34.1
3rd Place

Frosh. 2x400IH: H. Chung, D. Warton
70.1, 73.6 2:23.7 2nd Place

110HH: F. Rosenbach, J. Hu, J. Davis, J. Braden
16.8/16.3 DNF 16.5/16.3/16.5 5th Place 17.8

2xTJ: J. Davis, J. Hu
38'7 1/4" 34'11 3/4" 73'7"

Novice 2xHJ: J. Braden, M. Huang
NH NH

2xHJ: F. Rosenbach, J. Davis
6'0" 6'2" 12'2" 1st Place

2xDiscus: T. Li 116'9", D. Barry 105'6" 222'3"
C. Van Cleve 105'7", C. Mala 108'8" 214'3"

Nov. 2xDiscus: T. Francis 104'3", P. Hans 101'4" 205'3" 4th Place
A. Orens 71'10", J. Dallas 92'10" 164'8"
A. Voitiuc 83'8"
T. Steiner 85'5", M. Picarelli 94'2" 179'7"

2xShot: M. Picarelli 42'4", C. Van Cleve 40'9 1/2" 83'1 1/2"
T. Steiner 38'11", T. Li 39'10 1/2" 78'9 1/2"

Nov. 2xShot: T. Francis 38'5 3/4", C. Mala 40'5" 78'10 3/4"
J. Dallas 39'0", A. Orens 36'3 1/2" 75'3 1/2"
P. Hans 35'7 1/2", A. Voitiuc 30'8 1/2" 66'4"
M. Mullervy 30'5", M. Schwarz 31'3" 61'8"
J. Echandria 19'9 1/2"

Frosh. Shot: J. D. Murdock 31'6", A. Kipiniak 22'10",
Q. Weist 21'3 3/4"

Frosh. 2xJav.: J.D. Murdock 129'6", B. Zuccala 99'3" 228'9"

RIDGEWOOD VS. BARRINGER
Monday, April 17, 1995

1 130

Event	FIRST PLACE	SECOND PLACE	THIRD PLACE	BHS	RHS
LJ	Jeff Hu 18'7"	Raph Garcia 18'4 1/4"	W. Ramaytar 17'3 1/4" B	1	8
400IH	Jeff Hu 60.5	F. Rosenbach 64.1	Jeff Braden 64.8	0	9
100	Mike DiMaulo 11.7	J. Saladino 11.8	Will Tsai 12.0	0	9
1600	Eric Rogers 4:46.9	Mike Cohen 4:51.5	John O'Neill 4:58.3	0	9
400	B. Palatucci 54.4	Will Tsai 54.7	Raph Garcia 56.8	0	9
110HH	F. Rosenbach 15.7	Jim Davis 16.0	Jeff Hu 16.4	0	9
800	Ryan Cleary 2:06.7	Lou Lembo 2:09.9	Allan Sison 2:11.0	0	9
200	Mike DiMaulo 23.7	J. Saladino 24.1	Will Tsai 24.9	0	9
3200	Neil Burt 10:32.9	R.B. Brill 10:42.7	Mike Jones 11:08.3	0	9
SHOT	C. Van Cleve 43'3"	M. Picarelli 42'7"	T. Steiner 42'4 1/2"	0	9
DISCUS	Dave Barry 107'5"	C. Van Cleve 107'2"	Tom Li 106'11"	0	9
HJ	F. Rosenbach 6'1"	J. Davis 6'0"	J. Braden 5'8"	0	9
PV	Jim Davis 12'0"	Mike Huang 10'0"	Dave Warton 9'0"	0	9
TJ	Jim Davis 29'5"	F. Rosenbach 38'6 3/4"	Jeff Hu 36'1 1/2"	0	9
4X400	Ridgewood 3:47.6	L. Lembo 57.5 A. Sison 57.7	C. Koontz 57.7 Genovese 54.9	0	5

ATHLETES OF THE MEET:

Jim Davis
Mike DiMaulo
Fletcher Rosenbach

non-scoring results:

LJ: H. Chung 16'8", R. DePalo 16'4 1/2", A. Ng 16'3 3/4"

400IH: H. Chung 69.7, S. Robinson 74.2, D. Warton 70.2

100: R. DePalo 12.9, A. Ng 12.3, P. Goncharov 13.2, C. Hsu 12.9,
K. Kim 13.0, T. Salamone 13.1, D. Thomas 13.0

1600: M. Castagno 5:02.2, N. Ekman 5:07.4, W. Byrne 5:07.3

400: R. Genovese 57.5, C. Koontz 59.8, M. Wantanabe 59.8,
S. Powers 67.6, M. McCarthy 63.8

110HH: J. Braden 16.9, J. Saladino 19.1, S. Robinson 20.6

800: N. Sadri 2:18.2, M. Trinh 2:28.0, M. Lembo 2:44.0, M. Marino
2:15.6, D. Plummer 2:13.6, A. Rodney 2:31.0, Matt Jones
2:48.3, B. Janes 2:37.4

200: M. Huang 25.0, A. Ng 25.9, N. Wong 27.2, R. Depalo 26.3,
S. Wolfson 25.5, K. Kim 28.4, M. McCarthy 27.8, D. Thomas
27.9, P. Goncharov 27.1, T. Salamone 27.9

3200: J. Van Yperen 11:37.1

Shot: C. Mala 37'3", T. Li 36'8", T. Francis 39'2 1/2",
A. Orens 31'10 1/2", P. Hans 35'0", A. Voitiuc F,
J. Echaendia 18'7 1/2", M. Schwarz 30'1 1/2",
M. Mullervy 31'8", J.D. Murdock 33'1", A. Kipiniak 24'9",
Q. Weist 20'2"

Discus: C. Mala 99'8", P. Hans 91'0", B. Langfield 89'11",
T. Francis 103'0", A. Orens 73'10", A. Voitiuc 75'3",
J. Echaendia 46'2", M. Schwarz 68'2", J.D. Murdock 68'6",
A. Kipiniak 68'2", Q. Weist 43'11"

Triple Jump: D. Warton 33'5 1/2"

RIDGEWOOD VS. BLOOMFIELD
Monday, April 17, 1995

23 108

Event	FIRST PLACE	SECOND PLACE	THIRD PLACE	BHS	RHS
LJ	Jeff Hu 18'7"	Raph Garcia 18'4 1/4"	Howard Chung 16'8"	0	9
400IH	Jeff Hu 60.5	Pietrykoski 61.6	F. Rosenbach 64.1	3	6
100	Mike DiMaulo 11.7	J. Saladino 11.8	Will Tsai 12.0	0	9
1600	Eric Rogers 4:46.9	Mike Cohen 4:51.5	John O'Neill 4:58.3	0	9
400	T. Batt 53.7	B. Palatucci 54.4	Will Tsai 54.7	5	4
110HH	F. Rosenbach 15.7	Jim Davis 16.0	Jeff Hu 16.4	0	9
800	Ryan Cleary 2:06.7	Lou Lembo 2:09.9	Allan Sison 2:11.0	0	9
200	Mike DiMaulo 23.7	J. Saladino 24.1	T. Batt 24.3 24.3	1	8
3200	Neil Burt 10:32.9	R.B. Brill 10:42.7	Mike Jones 11:08.3	0	9
SHOT	C. Van Cleve 43'3"	M. Picarelli 42'7"	T. Steiner 42'4 1/2"	0	9
DISCUS	Steffanelli 120'3"	Curtiss 109'8"	Dave Barry 107'5"	8	1
HJ	F. Rosenbach 6'1"	J. Davis 6'0"	J. Braden 5'8"	0	9
PV	Jim Davis 12'0"	Mike Huang 10'0"	Dave Warton 9'0"	0	9
TJ	Jim Davis 29'5"	F. Rosenbach 38'6 3/4"	M. Vsis 37'9"	0	9
4X400	Bloomfield 3:46.8			5	0

ATHLETES OF THE MEET:

Jim Davis
Mike DiMaulo
Fletcher Rosenbach

1995 JACK YOCKERS RELAYS

(BERGEN COUNTY RELAYS)

Friday & Saturday, April 21 & 22

3xTJ: F. Rosenbach, J. Davis, J. Hu
 36'11 1/2" 38'7 1/2" 36'6" 112'1"

3xDiscus: T. Li, D. Barry, C. Mala
 127'1" 115'4" 111'6" 352'11"

3xPV: J. Davis, M. Huang, D. Warton
 11'0" 11'0" NH 22'0"

3x400IH: J. Saladino, J. Hu, F. Rosenbach
 59.6 61.8 61.6 3:03.0 3rd Place

4x200: W. Tsai, R. Garcia, M. Huang, M. DiMaulo
 25.0 24.2 25.5 23.5 1:38.2

4x1600: E. Rogers, N. Burt, M. Cohen, R.B. Brill
 4:44.3 4:49.7 4:48.8 4:53.4 19:16.2 4thPlace

4x110HH: J. Davis, J. Braden, J. Hu, F. Rosenbach
 16.0 16.6 16.9 15.4 64.9 2nd Place

4x100: W. Tsai, R. Garcia, M. Huang, M. DiMaulo
 47.6

DM: N. Burt, W. Tsai, B. Palatucci, E. Rogers
 3:29.0 54.5 2:01.8 4:40.6 11:03.9 3rd Place

SM: J. Saladino, M. DiMaulo, R. Genovese, B. Palatucci
 52.5 24.8 24.6 2:01.8 3:43.7 3rd Place

4x800: R. Cleary, L. Lembo, B. Palatucci, J. Saladino
 2:03.3 2:08.3 2:04.4 2:02.6 8:18.6 2ndPlace

4x400: R. Genovese, R. Cleary, R. Garcia, L. Lembo
 55.3 54.0 55.5 56.3 3:41.1

3xHJ: F. Rosenbach, J. Davis, J. Braden
 5'10" 6'0" 5'4" 17'2" tie 2nd Place

3xShot: C. Van Cleve, M. Picarelli, T. Steiner
 42'1" 43'6 1/2" 41'8" 127'3 1/2" 5th Place

**3xJavelin: M. Picarelli, J.D. Murdock, D. Barry
 147'8" 140'4" 116'1" 404'1" 5th Place
 SCHOOL RECORD

3xLJ: R. Garcia, J. Hu, M. DiMaulo
 18'3" 18'5" 18'1 1/2" 54'9 1/2"

Demarest & Bergen Catholic	73
Hackensack	53
Ridgewood	49
Paramus Catholic	41

TRACK

Bergen Jack Yockers Relays

BOYS GROUP 1-3

Team scores

Glen Rock 109, Westwood 93, Northern Highlands 38, Ridgefield Park 32, Lyndhurst 31, New Milford 27, Mahwah 25, Dumont 24, Pascack Hills 21, Becton 16, Hasbrouck Heights 15, Emerson and Midland Park 14, Cresskill 8, Palisades Park 7, Saddle Brook, Waldwick, and Bergen Tech 6, Park Ridge 4, Leonia 3.

400 — 1, Glen Rock (Mike Stein, Justin Schwartz, Will Shaw, Mikkel Brown), 46.4; 2, Dumont, 46.7; 3, Westwood, 46.8; 4, Ridgefield Park, 47.1; 5, Hasbrouck Heights, 47.6; 6, Lyndhurst, 47.8.

800 — 1, Glen Rock (Mike Stein, Larry Wright, Will Shaw, Anthony Ferranti), 1:36.1; 2, Ridgefield Park, 1:37.0; 3, Lyndhurst, 1:37.2; 4, Dumont, 1:37.4; 5, Palisades Park, 1:38.9; 6, Westwood, 1:39.7.

1,600 — 1, Glen Rock (Mike Stein, J. Kurcz, D. Stein, Corey Wright) 3:33.5; 2, Westwood, 3:39.9; 3, Bergen Tech, 3:43.4; 4, Ridgefield Park, 3:34.7; 5, Waldwick, 3:46.9; 6, Hasbrouck Heights, 3:47.9.

Freshman 1,600 — 1, Westwood (Doug Savi, John Demarest, Andrew Glanotti, Neal Okarter) 4:06.5.

3,200 — 1, Westwood (Luke Hedges, Young Chae, Matt Caporaletti, Bret Wask), 8:34.6; 2, Northern Highlands, 8:39.3; 3, Glen Rock, 8:50.4; 4, Pascack Hills, 8:53.1; 5, Hasbrouck Heights, 9:07.4; 6, Cresskill, 9:22.4.

6,400 — 1, Northern Highlands (Steve Keys, Brian Hert, Chris White, Marc Henry), 19:04.3; 2, Westwood, 19:18.8; 3, Glen Rock, 19:28.8; 4, Pascack Hills, 20:11.1; 5, Palisades Park, 20:15.7; 6, Cresskill, 20:34.3.

3x400 IH — 1, Westwood (Moritz Hoemke, Lloyd Goldberg, Jonathan Surran), 2:59.8; 2, Glen Rock, 3:03.8; 3, Northern Highlands, 3:11.8; 4, Hasbrouck Heights, 3:16.4; 5, Lyndhurst, 3:16.6; 6, Midland Park, 3:37.1.

Shuttle hurdles — 1, Westwood (Lloyd Goldberg, Neal Okarter, Jonathan Surran, Moritz Hoemke), 1:07.5; 2, Lyndhurst, 1:11.5; 3, New Milford, 1:13.4; 4, Hasbrouck Heights, 1:14.0; 5, Dumont, 1:14.8; 6, Cresskill, 1:17.1.

Distance medley — 1, Westwood (Young Chae, Moritz Hoemke, Matt Caporaletti, Bret Wask), 10:58.4; 2, Northern Highlands, 11:06.5; 3, Glen Rock, 11:29.5; 4, Waldwick, 11:34.8; 5, Palisades Park, 11:43.3; 6, Leonia, 11:50.5.

Sprint medley — 1, Glen Rock (Jim Kurz, John Hanley, Corey Wright, Brendan Stickle), 3:41.9; 2, Dumont, 3:44.8; 3, Pascack Hills, 3:50.4; 4, Park Ridge, 3:51.8; 5, Lyndhurst, 4:00.1; 6, Midland Park, 3:58.6.

High jump — 1, Westwood (Lloyd Goldberg, Moritz Hoemke, Tim Jordain), 16-10; 2, tie between Midland Park and Glen Rock, 16-4; 4, New Milford, 11-4; 5, Dumont, 11-2; 6, Northern Highlands, 11-0.

Triple jump — 1, Westwood (Tim Jordain, Lloyd Goldberg, Idris Wells), 117-6¼; 2, Glen Rock, 117-6¼; 3, Emerson, 111-3; 4, Lyndhurst, 111-2; 5, Northern Highlands, 108-½; 6, New Milford, 106-9¼.

Long jump — 1, Westwood (Ted Anacombe, Neal Okarter, Tim Jordain), 57-11½; 2, Emerson, 55-3¼; 3, Glen Rock, 54-8½; 4, Lyndhurst, 54-5½; 5, Leonia, 51-8¼; 6, Hasbrouck Heights, 50-10¼.

Shot put — 1, Mahwah (Jamie Sprulli, Frank Chamberlain, Mike Spizzo), 136-0; 2, Becton, 124-10¼; 3, Pascack Hills, 121-6; 4, Glen Rock, 120-8¼; 5, Saddle Brook, 115-9; 6, Palisades Park, 114-2.

Discus — 1, Mahwah (Jamie Sprulli, Frank Chamberlain, Mike Spizzo), 381-2; 2, Becton, 360-7; 3, Glen Rock, 351-8; 4, Saddle Brook, 331-10; 5, Cresskill, 330-2; 6, Pascack Hills, 329-10.

Javelin — 1, Glen Rock (John Hanley, Jason Disalvo, Justin Schwartz), 459-7; 2, Ridgefield Park, 441-7; 3, New Milford, 399-3; 4, Midland Park, 393-4; 5, Cresskill, 386-9; 6, Hasbrouck Heights, 385-7.

Pole vault — 1, New Milford (Pablo Escobar, Scott Silverman, Frank Kotvas), 33-0; 2, Ridgefield Park, 31-8; 3, tie between Mahwah and Lyndhurst, 30-0; 5, Glen Rock, 29-0; 6, Cresskill, 18-0.

BOYS GROUP 4-6

Team scores

Northern Valley at Demarest and Bergen Catholic 73, Hackensack 53, Ridgewood 49, Paramus Catholic 41, Indian Hills 28, Queen of Peace 24, Ramsey and Tenafly 23, Fair Lawn 17, St. Joseph 16, Teaneck 15, Ramapo 14, Fort Lee 11, Don Bosco Prep 9, Pascack Valley 8, Northern Valley at Old Tappan 7, River Dell 4.

600 — 1, Hackensack (Deon Jones, Corey McKay, Patrick Smith, Joe Dawkins), 43.8 (record, old record, 44.6 by Teaneck, 1983, Hackensack, 1986 and Hackensack, 1990); 2, Demarest, 44.1; 3, Ramapo, 44.6; 4, Ramsey, 46.7; 5, Teaneck, 46.8; 6, Bergen Catholic, 47.7.

800 — 1, Hackensack (Devon Larkins, Corey McKay, Walter King, Joe Dawkins), 1:32.4; 2, Bergen Catholic, 1:34.9; 3, Ramapo, 1:35.3; 4, St. Joseph Regional, 1:36.3; 5, Queen of Peace, 1:38.7; 6, Teaneck, 1:38.3.

1,600 — 1, Hackensack (Devon Larkins, Corey McKay, Joe Dawkins, Walter King), 3:24.7 (record, old record, 3:26.3 by Hackensack, 1981 and Bergen Catholic, 1993); 2, Bergen Catholic, 3:30.3; 3, Demarest, 3:34.5; 4, Paramus Catholic, 3:37.0; 5, Teaneck, 3:37.6; 6, Fort Lee, 3:38.2.

Freshman 1,600 — 1, Paramus Catholic (Anthony Deprospro, Harry Sutton, Perry Paredo, Mike Sogliuzzo) 3:53.1.

3,200 — 1, Bergen Catholic (Tom Witkowski, Mike Elkas, Kevin Gilman, Tom Redmond), 8:17.4; 2, Ridgewood, 8:18.6; 3, Don Bosco, 8:20.1; 4, Fort Lee, 8:25.1; 5, Teaneck, 8:30.1; 6, Paramus Catholic, 8:36.6.

6,400 — 1, Queen of Peace (John Downey, Marco Alves, Jose Lopes, Mike Mateo), 18:51.4; 2, Paramus Catholic, 18:53.2; 3, Demarest, 19:12.7; 4, Ridgewood, 19:16.2; 5, Tenafly, 19:20.4; 6, Bergen Catholic, 19:21.6.

3x400 IH — 1, Bergen Catholic (Mike Martin, Tom Vecardi, Mike Miller), 2:56.8; 2, Demarest, 3:00.2; 3, Ridgewood, 3:03.0; 4, Teaneck, 3:03.3; 5, Don Bosco, 3:03.6; 6, Hackensack, 3:07.7.

Shuttle hurdles — 1, Indian Hills (Tom Bozman, Mike Guazzo, Rich Jayco, Kaijuan Keitt), 1:04.5; 2, Ridgewood, 1:04.9; 3, Demarest, 1:05.9; 4, Bergen Catholic, 1:06.2; 5, Ramsey, 1:06.5; 6, Tenafly, 1:13.2.

Distance medley — 1, Tenafly (Josh DeScherer, Rob Heron, Jon Tucker, Jeremy Murators), 10:56.2; 2, Queen of Peace, 11:03.7; 3, Ridgewood, 11:03.8; 4, Demarest, 11:04.3; 5, Hackensack, 11:06.1; 6, Old Tappan, 11:06.2.

Sprint medley — 1, Bergen Catholic (Greg Meletta, Will Poppe, Mike Chung, Mike Martin), 3:36.3; 2, Pascack Valley, 3:40.1; 3, Ridgewood, 3:43.7; 4, Queen of Peace, 3:44.4; 5, Teaneck, 3:44.8; 6, Paramus Catholic, 3:51.1.

High jump — 1, Indian Hills (Kaijuan Keitt, Mike Guazzo, Tom Bozman) 179-10; 2, tie between Ridgewood and Paramus Catholic, 178-2; 4, St. Joseph Regional, 17-0; 5, Ramsey 16-10; 6, Hackensack, 11-8.

Triple jump — 1, Paramus Catholic, (Anthony Deprospro, Shane Loughran, Anthony DiCosmo), 121-7; 2, Demarest, 120-5 3/4; 3, Hackensack, 118-0¼; 4, Tenafly, 118-8; 5, Teaneck, 114-4; 6, Ramsey, 112-4¼.

Long jump — 1, Hackensack (Corey McKay, Deon Jones, Walter King) 59-7¼; 2, St. Joseph, 59-6¼; 3, Bergen Catholic, 59-2; 4, Indian Hills, 58-10¼; 5, Paramus Catholic, 58-5¼; 6, Demarest, 57-8¼.

Shot put — 1, Ramsey (Kurt Hockmeyer, Chris Christoudis, David Ferrara), 131-10¼; 2, Paramus Catholic, 130-2; 3, Fair Lawn, 127-8¼; 4, Indian Hills, 127-5¼; 5, Ridgewood, 127-3¼; 6, Bergen Catholic, 127-0.

Discus — 1, Bergen Catholic (Justin Trajongo, Dan Pallroni, Shaun McGregor), 433-7; 2, Demarest, 393-1; 3, Old Tappan, 385-11; 4, Ramsey, 384-1; 5, Ramapo, 384-7; 6, Fair Lawn, 358-2.

Javelin — 1, Demarest (Ryota Uetani, Mike Hoffman, Reggie Parrella), 487-1; 2, Cliffside Park, 440-8; 3, Tenafly, 419-3; 4, Bergen Catholic, 411-8; 5, Ridgewood, 404-1; 6, River Dell, 401-1.

Pole vault — 1, Fair Lawn (Chris Marin, Max Kosoy, Bryan Kiel) 35-6; 2, Demarest 33-9; 3, Fort Lee 32-8; 4, tie between Hackensack and River Dell, 32-0; 5, Don Bosco, 30-0.

RIDGEWOOD VS. MONTCLAIR
Tuesday, April 25, 1995

53

79

Event	FIRST PLACE	SECOND PLACE	THIRD PLACE	MHS	RHS
LJ	H. Cook (M) 21'4"	F. Brown (M) 18'9"	Jeff Hu 18'3"	8	1
400IH	J. Saladino 57.8	F. Wright (M) 58.1	J. Hu 60.0	3	6
100	H. Cook (M) 11.1	Granderson (M) 11.5	K. Malcolm (M)	9	0
1600	M. Cohen 4:46.2	J. O'Neill 4:51.3	M. Jones 4:52.3	0	9
400	J. Saladino 51.3	F. Shears (M) 51.4	F. Brown (M) 52.6	4	5
110HH	J. Avery (M) 15.2	F. Rosenbach 15.8	J. Hu 16.0	5	4
800	L. Lembo 2:07.9	E. Rogers 2:08.1	R. Cleary 2:09.3	0	9
200	H. Cook (M) 23.1	M. DiMaulo 23.6	Granderson (M) 24.0	6	3
3200	M. Cohen 10:30.0	M. Castagno 10:36.0	Bloom (M) 11:28.0	1	8
SHOT	Ferguson (M) 46'11"	M. Picarelli 45'7"	C. Van Cleve 43'1"	5	4
DISCUS	T. Li 121'5"	Ferguson (M)	C. Van Cleve 117'9"	3	6
HJ	D. Ponton (M) 6'8"	F. Rosenbach 6'6"	J. Davis 6'6"	5	4
PV	M. Huang 11'6"	J. Davis 11'0"	D. Warton 8'0"	0	9
TJ	J. Davis 40'10"	F. Wright (M) 40'8"	J. Hu 36'3"	3	6
4X400	Ridgewood 3:29.8	Tsai 53.7 DiMaulo 52.7	Cleary 52.8 Saladino 50.7	0	5

Athletes of the Meet:

Josh Saladino - 11 1/4 pts./PB 400IH & 400

Jim Davis - PB & win TJ

Mike Cohen - PB & wins 1600/3200

4x400 Tsai/DiMaulo/Cleary/Saladino

non-scoring results:

Long Jump: R. Garcia 18'5", M. DiMaulo 17'4", A. Ng 15'10", F. Rosenbach 17'4"

400IH: J. Braden 63.6

100: M. DiMaulo 11.8, R. Garcia 12.3, W. Tsai 12.1, M. Huang 12.4, A. Ng 12.2, T. Salamone 13.8, M. McCarthy 13.2, S. Powers 13.8, D. Thomas 13.1, C. Hsu 12.7

1600: W. Byrne 4:55.6

400: W. Tsai 53.0, R. Genovese 55.0, K. Delas-Armas 69.8

110HH: J. Davis 16.0, J. Braden 16.7

800: A. Sison 2:13.0, D. Plummer 2:15.4, N. Sadri 2:15.4, B. Janes 2:34.3, M. Jones 2:49.8

200: R. Garcia 24.8, R. Genovese 25.0, A. Ng 25.9, C. Hsu 26.5, T. Salamone 28.7, M. McCarthy 27.4, S. Powers 29.2, D. Thomas 28.5, K. Delas-Armas 30.5

3200: J. Van Yperen 11:29.0

Shot: T. Steiner 42'11", T. Francis 38'8", C. Mala 37'9", J. Dallas 38'1 1/2", T. Li 39'10 1/2", J.D. Murdock 34'2", B. Zuccala 28'8", Q. Weist 20'8"

Discus: C. Mala 114'5", T. Francis 108'0", D. Barry 112'3", J. Dallas 106'4", J.D. Murdock 71'1", B. Zuccala 66'3", Q. Weist 48'8"

Triple Jump: F. Rosenbach 36'2", D. Warton 32'7"

We had a beautiful day to prove that we are a very good dual meet team. Many personal bests made this the best meet of our season. Our team record is now 4 - 0 with Passaic and Bergen Catholic waiting for us next week.

100TH ANNIVERSARY PENN RELAY CARNIVAL
University of Pennsylvania
Franklin Field
Philadelphia, Pennsylvania
Thursday - Saturday, April 27-29, 1995

Friday, 11:30 A.M.

4x100: M. DiMaulo, R. Genovese, F. Rosenbach, J. Saladino
46.59

Saturday, 9:00 A.M.

4x800: R. Cleary, J. Saladino, L. Lembo, B. Palatucci
2:00.8 2:02.7 2:08.1 2:02.1 8:13.7

Saturday, 10:35 A.M.

4x400: J. Saladino, M. DiMaulo, R. Cleary, B. Palatucci
52.0 53.3 52.3 54.2 3:31.81

RIDGEWOOD VS. PASSAIC
Tuesday, May 2, 1995

32 99

Event	FIRST PLACE	SECOND PLACE	THIRD PLACE	PHS	RHS
LJ	F. Rosenbach 18'8"	Caesar Robles 18'7 1/4" (P)	Jeff Hu 17'11"	3	6
400IH	J. Saladino 59.6	Jeff Hu 60.1	Jeff Braden 65.2	0	9
100	M. DiMaulo 11.6	Will Tsai 12.2	Chris Burt 12.3 (P)	1	8
1600	John O'Neill 4:48.6	Mike Cohen 4:49.0	Erszkowicz 4:49.6 (P)	1	8
400	J. Saladino 53.4	W. Tsai 54.1	Andrew Banks 55.3 (P)	1	8
110HH	F. Rosenbach 16.0	J. Davis 16.5	C. Brown 16.7 (P)	1	8
800	B. Palatucci 2:04.1	D. Valdez 2:06.4 (P)	L. Lembo 2:09.8	3	6
200	M. DiMaulo 23.9	C. Burt 24.1 (P)	A. Banks 25.2 (P)	4	5
3200	E. Rogers 10:19.5	M. Castagno 10:33.9	M. Jones 10:38.9	0	9
SHOT	M. Picarelli 46'7"	McWilliams 43'11" (P)	C. Van Cleve 43'5"	3	6
DISCUS	Durham 121'10" (P)	D. Barry 118'0"	T. Li 112'8"	5	4
HJ	L. Richmond 6'4" (P)	F. Rosenbach 6'2"	J. Davis 5'10"	5	4
PV	J. Davis 11'0"	M. Huang 10'0"	D. Warton 8'6"	0	9
TJ	J. Davis 37'10 1/2"	F. Rosenbach 37'2 1/4"	J. Hu 36'9"	0	9
4X400	Passaic	3:48.1		0	5

Athletes of the Meet:

Jim Davis, Fletch Rosenbach - two wins each & placed in four events
 John O'Neill - Varsity 1600 win and PB
 Eric Rogers - Win & PB in 3200
 Mike DiMaulo, Josh Saladino - two wins

nonscoring results:

Long Jump: A. Ng 16'5 1/4", M. DiMauro 16'3 3/4", R. Garcia 17'7"

400IH: H. Chung 68.3, S. Robinson 71.2, D. Warton 70.6

100m: R. Garcia 12.3, M. Huang 12.6, A. Ng 12.6, C. Hsu 12.7,
M. McCarthy 13.6, S. Powers 14.0, S. Wolfson 12.6, K. Kim 13.3

1600m: R. Cleary 4:48.0 DQ, W. Byrne 4:57.0, N. Ekman 5:10.3

400m: R. Genovese 55.7, C. Koontz 59.4, S. Powers 67.1, C. Hsu
61.7, M. McCarthy 61.7, A. Ng 61.7, T. Salamone 66.4

110HH: J. Hu 18.2, J. Braden 18.1, S. Robinson 21.2

800m: A. Sison 2:11.4, N. Sadri 2:23.0, B. Janes 2:31.6, M. Trinh
2:30.6, M. Marino 2:14.6

200m: R. Garcia 24.9, R. Genovese 25.0, H. Chung 27.1, K. Kim 28.2,
S. Wolfson 25.7

3200m: J. Van Yperen 11:52.4

High Jump: J. Braden 5'8"

4x400: L. Lembo 57.9, J. O'Neill 59.1, A. Sison 58.4, R. Genovese
57.4 3:52.6

Shot Put: T. Francis 37'11 1/2", C. Mala 36'10", J. Dallas 36'11 1/2"
A. Orens 33'9 1/4", P. Hans F, A. Voitiuc F,
M. Schwarz 31'10 1/2", J. Echaendia 20'3",
M. Mullervy 30'3 1/2", JD Murdock 32'6", B. Zuccala 25'7"

Discus: T. Francis 102'8", C. Mala 106', C. Van Cleve 101'8",
A. Orens 74'2", P. Hans 89'9", A. Voitiuc 77'2",
J. Dallas 99'4 1/2", M. Schwarz 64'2", B. Langfield 90'6",
JD Murdock 58', B. Zuccala 73'3"

Triple Jump: D. Warton 31'9 3/4"

Ridgewood vs. Bergen Catholic
Thursday, May 4, 1995

69 62

Event	FIRST PLACE	SECOND PLACE	THIRD PLACE	BC	RHS
LJ	T. Witkowski 18'9" (BC)	F. Rosenbach 18'7"	McGilchrist 18'21/2" (BC)	6	3
400IH	J. Saladino 57.0	T. Viscardi 57.1 (BC)	J. Hu 60.4	3	6
100	G. Meletta 11.4 (BC)	W. Poppe 11.7 (BC)	M. DiMaulo 11.9	8	1
1600	B. Palatucci 4:34.5	K. Gilman 4:36.8 (BC)	Elkas 4:38.1 (BC)	4	5
400	W. Poppe 51.9 (BC)	J. Saladino 53.1	W. Tsai 54.1	5	4
110HH	T. Viscardi 15.5 (BC)	J. Davis 15.8	J. Hu 16.1	5	4
800	T. Witkowski 2:03.1 (BC)	R. Cleary 2:03.6	B. Palatucci 2:03.7	5	4
200	G. Meletta 23.2 (BC)	M. DiMaulo 23.8	M. Chung 24.1 (BC)	6	3
3200	K. Gilman 10:03.2 (BC)	E. Rogers 10:07.4	Elkas 10:16.8 (BC)	6	3
SHOT	S. McGregor 54'3" (BC)	M. Picarelli 47'7 1/2"	C. Van Cleve 47'1"	5	4
DISCUS	S. McGregor 157'0" (BC)	T. Li 127'9"	D. Polifroni 124'5 1/2" (BC)	6	3
HJ	J. Davis 5'10"	F. Rosenbach 5'10"	J. Braden 5'8"	0	9
PV	J. Davis 11'0"	M. Huang 11'0"	J. Gay 9'0" (BC)	1	8
TJ	J. Davis 40'10 1/2"	McGilchrist 39'7" (BC)	Witkowski 39'2 1/2" (BC)	4	5
4X400	BC 3:27.8			5	0

Meet Bests:

Jim Davis - 3 1st places & 1 2nd place

Brian Palatucci - 1600 PB 4:34.5

Josh Saladino - 57.0 400IH

All throwers - at least 9 Personal Bests

Matt Picarelli & Chris Van Cleve over 47'

Non-scoring results:

Long Jump: R. Garcia 17'2", J. Hu 16'8", M. DiMaulo 16'11 1/2",
A. Ng 16'1/2"

400IH: H. Chung 67.2, S. Robinson 70.0

100: W. Tsai 12.2, R. Garcia 12.3, T. Salamone 13.9, C. Hsu 12.9,
M. McCarthy 13.4, K. Kim 13.1, P. Goncharov 13.0, A. Ng 12.7,
N. Wong 13.3, B. Cho 15.4

1600: N. Burt 4:43.5, W. Byrne 5:11.1, J. O'Neill 4:49.1,
N. Ekman 4:55.7, J. Van Yperen 5:27.4, B. Janes 5:55.0,
N. Sadri 5:15.3, M. Jones 6:05.2, A. Rodney 5:22.6

400: R. Genovese 55.7, C. Koontz, S. Wolfson 61.3, M. Wantanbe
58.4, S. Powers 67.5, K. Delas-Armas 70.9

110HH: F. Rosenbach 16.6, J. Braden 16.5, S. Robinson 20.0

800: L. Lembo 2:10.2, A. Sison 2:13.3, M. Lembo 2:41.3, D. Plummer
2:19.4

200: R. Garcia 24.3, R. Genovese 25.1, M. Huang 24.9,
C. Koontz 27.3, S. Wolfson 25.2, A. Ng 25.4, K. Kim 28.7,
M. McCarthy 27.8, P. Goncharov 27.0, T. Salamone 23.7,
C. Hsu 26.6, M. Wantanabe 27.3, N. Wong 27.6, H. Chung 26.5

3200: R.B. Brill 10:54.2, M. Cohen 10:17.6, N. Burt 10:27.6,
M. Castagno 10:36.6, M. Jones 10:45.2

4x400: DiMaulo 53.6, Tsai 54.3, Cleary 53.5, Saladino 55.8 3:37.1

Shot Put: T. Li 42'10 1/4", T. Francis 39'4 1/4", C. Mala 40'3 1/4"
A. Orens 39'11", J. Dallas 39'4", M. Mullervy 34'6",
B. Zuccala 29'3", Q. Weist 21'3", A. Kipiniak 27'

Discus: C. Mala 110'4", T. Francis 98'1/2", C. Van Cleve 105'9"
D. Barry 121', A. Orens 80', A. Voitiuc 84'1", J. Dallas 100'
B. Langfield 99'2", JD Murdock 78'3", B. Zuccala 69'7",
Q. Weist 54'8", A. Kipiniak 64'

Pole Vault: D. Warton 8'6"



Triple Jump: J. Hu 37'10", F. Rosenbach 39'1 1/4", D. Warton 33'
P. Gancharov 33'8 3/4"

Points:	Track	Field	Sprints	Distance	Hurdles	Jumps	Throws
BC	47	22	19	15	8	11	11
RHS	30	32	8	12	10	25	7

Next: Kennedy & Clifton at Clifton Tuesday, May 9
NNJIL Championships Friday & Saturday, May 12 & 13

COUNTY SEAT INVITATIONAL
Clifton High School
Saturday, May 6, 1995

Frosh. Shot Put:	J. D. Murdock	35'11"	5th Place
	Brian Zuccala	28'3"	
	Quentin Weist	19'5"	
Novice Shot Put:	Chris Mala	36'0"	
	Mark Mullervy	32'0"	
Frosh. Javelin:	J.D. Murdock	149'9"	2nd Place
	Brian Zuccala	138'1"	3rd Place
Novice Discus:	Chris Mala	122'5"	5th Place



RIDGEWOOD VS. CLIFTON
Tuesday, May 9, 1995

29 102

Event	FIRST PLACE	SECOND PLACE	THIRD PLACE	CHS	RHS
LJ	F. Rosenbach 19'9"	Aranzamendez 19'7" (C)	J. Moreno 19'6" (C)	4	5
400IH	J. Hu 59.4	Klycywicz 61.2 (C)	F. Rosenbach 64.1	3	6
100	M. DiMaulo 11.8	W. Tsai 12.2	Kaminsky 12.5 (C)	1	8
1600	E. Rogers 4:45.0	M. Cohen 4:45.1	R. Cleary 4:46.2	0	9
400	Montana 52.6 (C)	W. Tsai 54.2	Michaliczch 54.9 (C)	6	3
110HH	F. Rosenbach 16.0	Latona 16.9 (C)	J. Hu 17.6	3	6
800	J. Saladino 2:03.7	L. Lembo 2:08.4	A. Sison 2:08.8	0	9
200	M. DiMaulo 23.9	Montana 24.4 (C)	Kaminiski 25.3 (C)	4	5
3200	R.B. Brill 10:27.0	M. Castagno 10:31.0	M. Jones 10:36.0	0	9
SHOT	C. Van Cleve 45'0"	M. Picarelli 44'1/2"	T. Steiner 42'4 3/4"	0	9
DISCUS	T. Li 119'3"	D. Barry 115'11"	Wiether 114'0" (C)	1	8
HJ	F. Rosenbach 6'0"	J. Braden 5'8"	J. Davis 5'8"	0	9
PV	J. Davis 11'	M. Huang 11'	B. Benito 10'6" (C)	1	8
TJ	J. Davis 40'5"	Aranzamendez 39'2 1/2" (C)	Latona 38'10" (C)	4	5
4X400	Clifton			5	0

Meet bests:

Mike DiMaulo/Jim Davis/Fletch Rosenbach - double winners
 Distance Runners - 27 - 0 in 1600/800/3200

FINAL DUAL MEET RECORD - 7-1

RIDGEWOOD VS. KENNEDY
Tuesday, May 9, 1995

52 79

Event	FIRST PLACE	SECOND PLACE	THIRD PLACE	JFK	RHS
LJ	F. Rosenbach 19'9"	I. Hicks 19'4" (K)	J. Hu 19'3"	3	6
400IH	N. Rose 56.4 (K)	J. Hu 59.4	K. Wiles 59.6 (K)	6	3
100	M. DiMaulo 11.8	S. Lawton 11.9 (K)	W. Tsai 12.2	3	6
1600	E. Rogers 4:45.0	M. Cohen 4:45.1	R. Cleary 4:46.2	0	9
400	W. Tsai 54.2	Stirling 54.3 (K)	Jones 55.0 (K)	4	5
110HH	Hicks 15.9 (K)	F. Rosenbach 16.0	Wiles 16.9 (K)	6	3
800	J. Saladino 2:03.7	N. Rose 2:03.9 (K)	L. Lembo 2:08.4	3	6
200	M. DiMaulo 23.9	Stirling 24.7 (K)	Jones 25.3 (K)	4	5
3200	R.B. Brill 10:27.0	M. Castagno 10:31.0	M. Jones 10:36.0	0	9
SHOT	C. Ferdinand 51'7" (K)	C. Van Cleve 45'0"	M. Picarelli 44'1/2"	5	4
DISCUS	C. Ferdinand 128'7" (K)	Leach 121'10" (K)	T. Li 119'3"	8	1
HJ	F. Rosenbach 6'0"	J. Braden 5'8"	J. Davis 5'8"	0	9
PV	J. Davis 11'	M. Huang 11'	N. Rose 10'6" (K)	1	8
TJ	J. Davis 40'5"	N. Rose 40'2 1/4" (K)	Hibbard 39'7 1/2" (K)	4	5
4X400	Kennedy			5	0

Meet bests:

Fletch Rosenbach - 19'9" long jump

Distance Runners - 24 - 3 edge in 1600/800/3200

FINAL DUAL MEET RECORD - 7-1

nonscoring results:

400IH: F. Rosenbach 64.1, J. Braden 65.2

100: R. Garcia 12.9, T. Salamone 13.9, C. Hsu 13.2, N. Wong 13.1

1600: N. Ekman 5:04.5, B. Janes 5:42.6

400: R. Genovese 55.2, R. Garcia 57.1, C. Koontz 58.6,
M. Wantanabe 59.6, M. Trinh 59.5, C. Hsu 60.3

110HH: J. Hu 17.7, J. Braden 17.9

800: A. Sison 2:08.8, M. Marino 2:13.0, E. Rogers 2:15.0,
N. Sadri 2:21.0, M. Lembo 2:40

200: W. Tsai 25.3, M. Huang 25.4, R. Genovese 24.9, N. Wong 27.0,
M. Wantanabe 27.2

3200: W. Byrne 10:57.9, R. Cleary 11:59

Shot Put: C. Mala 36'7 1/2", T. Steiner 42'4 3/4", A. Orens 38'0",
A. Voitiuc 30'11 1/4", M. Schwarz 30'10", T. Francis 38'6",
P. Hans 37'1/2", M. Mullervy 33'3"

Discus: T. Francis 105'5", C. Van Cleve 89'2", C. Mala 111'7",
D. Barry 115'11", M. Schwarz 69'10", A. Voitiuc 71'10",
A. Orens 68'3"

4x400: L. Lembo 57.2, A. Sison 56.7, C. Koontz 59.9, R. Genovese
57.3 3:50.9



NNJIL FROSH CHAMPIONSHIPS

Thursday May 11, 1995


<u>EVENT</u>		<u>ATHLETE</u>	<u>TIME</u>	<u>PLACE</u>	<u>POINTS</u>
400 IH	1	Dave Warton	67.1	2nd	8
	2	Howard Chung	68.3	4th	4
	3	Steve Robinson	70.7		
100 meter	1	Andrew Ng	12.1	2nd	8
	2	Kwang Kim	12.6		
	3	Paul Goncharov	13.2		
	4	Dusty Thomas	13.6		
	5	Brian Cho	15.6		
1600 meters	1	John O'Neill	4:45.8	1st	10
	2	Andrew Rodney	5:18.1		
	3	Jason Van Yperen	5:29.4		
400 meters	1	Damien Plummer	60.2	4th	4
	2	Mike McCarthy	62.0	6th	1
	3	Sean Powers	67.1		
	4	Kris Dellamas	72.0		
110 HH	1	Steve Robinson	19.8		
800 meter	1	John O'Neill	2:13.8	1st	10
	2	Damien Plummer	2:19.5	5th	2
	3	Matt Jones	2:40.9		
200 meter	1	Andrew Ng	25.4	2nd	8
	2	Paul Goncharov	27.0		
	3	Kwang Kim	27.9		
	4	Dusty Thomas	28.2		
	5	Brian Cho	31.4		
3200 meter	1	John O'Neill	10:58.6	1st	10
	2	Andrew Rodney	11:21.4		
	3	Jason Van Yperen	11:40.6		
4 x 400 meter	1	Mike McCarthy	62.2		
	2	Dave Warton	61.4	4th	4
	3	Andrew Ng	60.9		
	4	Howard Chung	60.1		

<u>EVENT</u>		<u>ATHLETE</u>	<u>TIME</u>	<u>PLACE</u>	<u>POINTS</u>
Shot	1	J.D. Murdock	34 - 9	4th	4
	2	Brian Zuccala	33 - 8		
	3	Adam Kipiniak	25 - 6 1/2		
	4	Quentin Weist	21 - 2 1/2		
Discus	1	Brian Zuccala	78 - 9	6th	1
	2	J.D. Murdock	73 - 3		
	3	Adam Kipiniak	52 - 6		
	4	Quentin Weist	49 - 11		
Pole Vault	1	Dave Warton	No Height		
Triple Jump	1	Dave Warton	34 - 2 1/2		
	2	Paul Goncharov	33 - 8 3/4		
	3	Howard Chung	32 - 8		
Long Jump	1	Andrew Ng	17 - 3/4		
	2	Howard Chung	15 - 8 1/2		
	3	Kwang Kim	14 - 11 1/2		
	4	Dusty Thomas	14 - 4 1/2		
Javelin Throw	1	J.D. Murdock	141 - 2	1st	10
	2	Brian Zucala	118 - 11	2nd	8
High Jump	1	Steve Robinson	5 - 2	3rd	6

TOTALS - 1st 108 pts

**Congratulations to the : NNJIL Atlantic Division Champs
NNJIL Overall League Champs**

All Your Coaches and Teammates are very proud of you. Way to go FROSH !!



1995 NNJIL TRACK & FIELD CHAMPIONSHIPS
Clifton Stadium

Friday, May 12

High Jump: Jim Davis, Fletcher Rosenbach
6'0" 3rd Place 6'0" 4th Place

Javelin: Matt Picarelli, J.D. Murdock, Brian Zuccala
134'7" 4th Place 138' 3rd Place 119'10" 6th Place

Long Jump: Jeff Hu, Fletch Rosenbach
19'7" 18'4"

Saturday, May 13

3200: Eric Rogers, Mike Cohen, R.B. Brill
10:25.0 4th Place 10:13.1 3rd Place 10:32.0 6th Place

110HH: Fletcher Rosenbach, Jim Davis,
16.5/16.0 16.4/15.7/15.55 4th Place
Jeff Hu
16.2/15.8/16.2 5th Place

100: Mike DiMaulo, Raph Garcia, Mike Huang
11.4/11.4 12.1 12.2/12.0

400: Josh Saladino, Will Tsai, Ryan Genovese
52.1 2nd Place 54.2 55.4

800: Ryan Cleary, Lou Lembo, Allan Sison
2:00.9 2nd Place 2:08.0 2:08.3

200: Mike DiMaulo, Will Tsai, Raph Garcia
23.21 3rd Place 24.4 24.5

400IH: Josh Saladino, Jeff Hu
57.3 2nd Place 58.9 4th Place

1600: Eric Rogers, Ryan Cleary, John O'Neill
4:46.8 3rd Place 4:54.1 5th Place 4:53.0 4th Place

4x400: M. DiMaulo, W. Tsai, R. Cleary, J. Saladino
53.5 53.3 52.7 53.4 3:32.9 3rd Place

TJ: Jim Davis, Fletch Rosenbach, Jeff Hu
40'7" 3rd Place 38'1/2" 38'2"

Pole Vault: Jim Davis, Mike Huang
12'0" 2nd Place 12'0" 1st Place

Shot Put: Matt Picarelli, Chris Van Cleve, Tom Steiner
45'5 1/4" 6th Place 46'5" 4th Place 41'2"

Discus: Tom Li, Dave Barry, Chris Mala
121'7" 108'0" 111'1"

BERGEN CATHOLIC 108, RIDGEWOOD 108, KENNEDY 67, MONTCLAIR 65,
PASSAIC 41, EASTSIDE 37, CLIFTON 21, BLOOMFIELD 9, BARRINGER 8

NJJL Atlantic Boys

TEAM SCORES

Bergen Catholic and Ridgewood 108, Kennedy 87, Montclair 65, Passaic 41, Eastside 37, Clifton 21, Bloomfield 9, Barringer 8.

100 — 1, Henry Cook, Montclair, 10.79; 2, Sean Griffin, Eastside, 10.97; 3, Franklynn Shears, Montclair, 11.03; 4, Maurice Ingram, Eastside, 11.10; 5, Moughouet Fayla, Barringer, 11.26; 6, Jarad Grandjeon, Montclair, 11.41.

200 — 1, Henry Cook, Montclair, 22.72; 2, Will Poppe, Bergen Catholic, 23.07; 3, Mike DiMauro, Ridgewood, 23.21; 4, Maurice Ingram, Eastside, 23.28; 5, Moughouet Fayla, Barringer, 24.0; 6, Sean Griffin, Eastside, 24.2.

400 — 1, Will Poppe, Bergen Catholic, 51.7; 2, Josh Saladino, Ridgewood, 52.1; 3, Rob Montana, Clifton, 52.7; 4, Moughouet Fayla, Barringer, 53.4; 5, Trevor Bell, Bloomfield, 53.8; 6, Mike Miller, Bergen Catholic, 53.8.

800 — 1, Tyrone Watson, Eastside, 2:00.5; 2, Ryan Cleary, Ridgewood, 2:00.9; 3, Tom Witkowski, Bergen Catholic, 2:03.0; 4, Tom Redmond, Bergen Catholic, 2:03.3; 5, Danel Valdez, Passaic, 2:03.7; 6, Jeremy D'Errico, Clifton, 2:05.8.

1,600 — 1, Kevin Gilman, Bergen Catholic, 4:39.3; 2, Mike Elkas, Bergen Catholic, 4:42.0; 3, Eric Rogers, Ridgewood, 4:48.8; 4, John O'Neill, Ridgewood, 4:53.0; 5, Ryan Cleary, Ridgewood, 4:54.1; 6, Sibi Joseph, Clifton, 4:55.5.

3,200 — 1, Kevin Gilman, Bergen Catholic, 10:08.7; 2, Mike Elkas, Bergen Catholic, 10:09.7; 3, Mike Cohen, Ridgewood, 10:13.1; 4, Eric Rogers, Ridgewood, 10:25.0; 5, Sibi Joseph, Clifton, 10:30.4; 6, R.S. Brill, Ridgewood, 10:32.0.

110 HH — 1, Neville Rose, Kennedy, 14.78; 2, Justin Avery, Montclair, 14.91; 3, Shawn Starling, Kennedy, 15.36; 4, Jim Davis, Ridgewood, 15.55; 5, Jeff Hu, Ridgewood, 16.2. No sixth place.

400 Ht — 1, Neville Rose, Kennedy, 56.2; 2, Josh Saladino, Ridgewood, 57.3; 3, Tom Viscardi, Bergen Catholic, 57.4; 4, Jeff Hu, Ridgewood, 58.9; 5, Mike Martin, Bergen Catholic, 60.0; 6, Jim Gay, Bergen Catholic, 60.2.

Shot put — 1, Chris Ferdinand, Kennedy, 55-8¼; 2, Shaun McGregor, Bergen Catholic, 53-7¼; 3, Matt Durham, Passaic, 47-2¼; 4, Chris Van Cleave, Ridgewood, 46-5; 5, Dan Polifroni, Bergen Catholic, 45-7; 6, Matt Picarelli, Ridgewood, 45-5¼.

Discus — 1, Shaun McGregor, Bergen Catholic, 149-5; 2, Matt Durham, Passaic, 143-7; 3, Chris Ferdinand, Kennedy, 138-7; 4, Ernie Stefanelli, Bloomfield, 128-1; 5, Joe McMillan, Montclair, 124-0; 6, Raheed McWilliams, Passaic, 123-5.

Javelin (non-scoring) — 1, Justin Tralongo, Bergen Catholic, 153-8; 2, Shaun McGregor, Bergen Catholic, 151-10; 3, Murdock, Ridgewood, 138-0; 4, Picarelli, Ridgewood, 134-7; 5, Aranzamendiz, Clifton, 130-7; 6, Zuccata, Ridgewood, 119-10.

High jump — 1, Linden Richmond, Passaic, 6-6; 2, Derrick Ponton, Montclair, 6-6; 3, Jim Davis, Ridgewood, 6-0; 4, Fletcher Rosenbach, Ridgewood, 6-0; 5, Shawn Griffin, Eastside, 5-8; 6, Wes Cabotero, Clifton, 5-8.

Long jump — 1, Henry Cook, Montclair, 22-8¼; 2, Maurice Ingram, Eastside, 20-8; 3, Chris Burke, Passaic, 20-4; 4, Caesar Robles, Passaic, 20-3¼; 5, Andy Arañza, Clifton, 19-8¼; 6, Tom Witkowski, Bergen Catholic, 19-8.

Triple jump — 1, Neville Rose, Kennedy, 41-7¼; 2, Jason Hibbert, Kennedy, 41-7; 3, Jim Davis, Ridgewood, 40-10; 4, Anthony McGilchrist, Bergen Catholic, 39-3; 5, Mike Uals, Bloomfield, 38-11¼; 6, Roland Carandang, Bloomfield, 38-9.

Pole vault — 1, Mike Huang, Ridgewood, 12-0; 2, Jim Davis, Ridgewood, 12-0; 3, Neville Rose, Kennedy, 12-0; 4, Mark Pappa, Clifton, 11-3; 5, Brian Barito, Clifton, 10-8; 6, Jim Gay, Bergen Catholic, 10-0.

1,600 relay — 1, Montclair (Williams, Cook, Brown, Shears), 3:26.8; 2, Bergen Catholic, 3:28.7; 3, Ridgewood, 3:32.9; 4, Passaic, 3:33.9; 5, Clifton, 3:36.4; 6, Kennedy, 3:42.7.

1995 NORTH JERSEY NOVICE CHAMPIONSHIPS
Tuesday, May 16
Winton White Stadium

100m: T. Salamone 13.6, C. Hsu 12.9, S. Wolfson 12.4, N. Wong 13.0

1600: N. Ekman 5:05.8, B. Janes 5:43.3,
W. Byrne 5:02.8 6th Place,
M. Jones 4:57.5 5th Place,
N. Burt 4:49.4 1st Place

400: C. Koontz 59.1, T. Salamone 65.8, C. Hsu 60.6, M. Trinh 59.1
M. Wantanabe 60.3
R. Genovese 53.8 1st Place

800: M. Marino 2:14.4, M. Trinh 2:43.3, N. Sadri 2:20.4,
M. Lembo 2:41.3,
A. Sison 2:07.5 1st Place

200: C. Koontz 26.2, M. Wantanabe 26.8, N. Wong 26.6
R. Genovese 24.2 1st Place
S. Wolfson 24.9 6th Place


3200: M. Jones 11:13.2
N. Burt 10:43.5 1st Place
M. Castagno 10:47.0 2nd Place

Shot Put: A. Orens 37'1", P. Hans 37'4", J. Dallas 37'5",
A. Voitiuc 31'9", J. Echeander 19'2", M. Mullervy 34'9",
M. Schwarz 31'8"
T. Francis 40'6" 3rd Place

Discus: T. Francis 95.3, J. Dallas 91'9", A. Orens 80'10",
P. Hans 110'6", J. Echeander 44'11", A. Voitiuc 91'11",
B. Langfield 99'5", M. Schwarz 67'3"

NOVICE CHAMPIONS:

Allan Sison - 800
Ryan Genovese - 400/200
Neil Burt - 1600/3200



**BERGEN COUNTY GROUP IV CHAMPIONSHIPS
Friday & Saturday, May 19 & 20, 1995**

Friday at Tenafly

Discus: T. Li, D. Barry C. Mala
 122'2" 4th Place 119'8" 5th Place 104'4"
 Pole Vault: J. Davis, M. Huang
 11'6" 3rd Place 12'6" 2nd Place
 High Jump: J. Davis, F. Rosenbach, J. Braden
 6'4" 1st Place 6'2" 2nd Place 5'6"
 Javelin: M. Picarelli, J. D. Murdock, B. Zuccala
 121'5" 134'6" 136'0" 5th Place
 Triple Jump: J. Davis, J. Hu, F. Rosenbach
 40'9" 6th Place F F
 400IH: J. Saladino, J. Hu
 56.7 3rd Place 61.3
 200: M. DiMaulo, W. Tsai
 23.5/23.6 24.3
 3200: B. Palatucci, M. Cohen, E. Rogers
 10:14.3 6th Place 10:16.5 10:13.9 5th Place

Saturday at Englewood

Long Jump: F. Rosenbach, J. Hu, R. Garcia
 19' 18'3" 18'5 1/4"
 110HH: F. Rosenbach, J. Davis, J. Hu
 15.8 15.7/15.6 3rd Place 15.7/16.2 5th Place
 100: M. DiMaulo, M. Huang
 11.6/11.5 3rd Place 12.1
 800: R. Cleary, J. Saladino, L. Lembo
 2:00.3 2nd Place 2:00.6 3rd Place 2:07.0
 400: W. Tsai, R. Cleary, R. Genovese
 53.8 52.5 6th Place 53.8
 1600: B. Palatucci, E. Rogers, J. O'Neill
 4:36.0 2nd Place 4:42.1 5th Place 4:39.8 4th Place
 4x400: R. Cleary, M. DiMaulo, W. Tsai, J. Saladino
 52.7 53.8 55.3 50.6 3:32.4 4th Place
 Shot Put: M. Picarelli, C. Van Cleve, T. Steiner
 45'10 1/2" 3rd Place 45'4" 4th Place 39'6 1/2"

BERGEN CATHOLIC 112
 RIDGEWOOD 111
 HACKENSACK 90

You can't get more dramatic than this meet with us down by 19 points beginning Saturday, fighting back to within 5 points, a collision and a DQ in the 4x400 bringing us to within 1 point.

Three times we have pushed BC to the limit without coming away with a win.

Soph Relays- Monday May 22nd- 4:00 pm- RHS

Sprint Medley

Brian Janes- 63.0
Tom Salamone- 27.2
Matt Obard- 29.4
Will Byrne- 2:15.3 Total: 4:14.7

4 x 800

Navid Sadri- 2:15.9
Mike Jones- 2:15.4
Neil Burt- 2:10.7
Eric Rogers- 2:09.8 Total: 8:51.7 (2nd)

4 x 200 (Messed Up!)

Tom Salamone
Chris Hsu
Mike Wantanabe
Matt Obbard

Distance Medley

Neil Burt- 3:27.5
Jeff Braden- 57.3
Will Byrne- 2:18.0
Eric Rogers- 4:49.9 Total: 11:32.5 (1st)

4 x 400

Jeff Braden- 58.2
Mike Wantanabe- 59.5
Chris Hsu- 59.5
Navid Sadri- 58.3 Total: 3:55.5

Brian Janes- 64.0
Mike Jones- 59.2
Matt Obbard- 69.1
Tom Salamone- 69.7
Total: 4:22.0

Field

2 x HJ

Jeff Braden 5'10"
Will Byrne 5'6" 11'4"

2 x Shot

Chris Mala- 39'5
Mark Mullervy- 37'7
Total: 77'0 (1st)

B. Langfield- 27'
M. Schwarz- 34'7
Total: 61'7

2 x Disc

B. Langfield- 94'7
C. Mala- 102'7
Total: 217'2 (2nd)

Q. Weist- 44'10
A. Kapinick- 58'11
Total: 103'9

** Great Job! You performed very well in many different events. Congratulations. The team score will be out later this afternoon. Highlights were the Shot and the DM, both coming in first.

FROSH / SOPH RELAYS

Monday May 22, 1995

<u>EVENT</u>		<u>ATHLETE</u>	<u>RESULT</u>	<u>PLACE</u>
3 x 400 Int. hurdles	1	Dave Warton	68.5	1st - 10 pts
	2	Howard Chung	66.4 3:22.1	
	3	Steve Robinson	67.3	
Sprint Medley	1	Mike McCarthy	61.4	1st - 10 pts
	2	Andrew Ng	25.3 4:04.1	
	3	Dusty Thomas	27.8	
	4	John O'Neill	2:09.5	
4 x 800 meters	1	Andrew Rodney	2:25.3	3rd - 6 pts
	2	Dave Warton	2:29.3 9:38.3	
	3	Jason Van Yperen	2:27.3	
	4	Damien Plummer	2:16.4	
4 x 200 meters	1	Howard Chung	26.2	4th - 4 pts
	2	Dusty Thomas	26.3 1:45.7	
	3	Kwang Kim	28.2	
	4	Andrew Ng	25.0	
Distance medley	1	Sean Powers	29.8	2nd - 8 pts
	2	Kris Dellamos	30.3	
	3	Brian Cho	29.1	
	4	Steve Robinson	26.5	
Distance medley	1	Andrew Rodney	3:50.2	2nd - 8 pts
	2	Jason Van Yperen	2:30.3 12:20.5	
	3	Damien Plummer	59.3	
	4	John O'Neill	5:00.1	

4 x 400 relay	1	Howard Chung	60.8	4 : 03.3	6th - 1 pt
	2	Mike McCarthy	60.9		
	3	Andrew Ng	60.8		
	4	Damien Plummer	60.8		
	1	Matt Jones	68.1		
	2	Kris Dellamas	69.2		
	3	Kwang Kim	68.1		
	4	Paul Goncharov	64.0		

<u>EVENT</u>		<u>ATHLETE</u>	<u>RESULT</u>	<u>PLACE</u>
Shot	1	J.D. Murdock	39 - 2 1/4 69 - 11 1/4	3rd - 6 pts
	2	Brian Zuccala	30 - 9	
	3	Adam Kipiniak	26 - 11 46 - 6	
	4	Quentin Weist	19 - 7	
Discus	1	J.D. Murdock	82 - 5 168 - 7	
	2	Brian Zuccala	86 - 2	
	3	Adam Kipiniak	58 - 11 103 - 9	
	4	Quentin Weist	44 - 10	
Triple Jump	1	Dave Warton		4th - 4 pts
	2	Howard Chung		
Long Jump	1	Kwang Kim	Foul	
	2	Dusty Thomas	14 - 9	
	3	Howard Chung	15 - 9 1/2 32 - 3	3rd - 6 pts
	4	Andrew Ng	16 - 5 1/2	
Javelin Throw	1	Brian Zucala	139 - 6 1/4 279 - 6 3/4	1st - 10 pts
	2	J.D. Murdock -	140 - 1/2	
High Jump	1	Steve Robinson	5 - 0 9 - 8	tie 4th - 2 1/3 pts
	2	John O'Neill	4 - 8	

TOTALS - 1st - 67 1/3 pts Relay Champs

FRESHMAN COUNTY CHAMPIONSHIPS

Friday May 26, 1995

<u>EVENT</u>	<u>ATHLETE</u>	<u>TIME</u>	<u>PLACE</u>	<u>POINTS</u>
400 Int. hurdles	Howard Chung	67.4		
	Steve Robinson	71.3		
100 meters	Andrew Ng	12.2		
	Dusty Thomas	13.3		
	Paul Goncharov	12.9		
1600 meters	Andrew Rodney	5:06.3	3rd	6
	Jason Van Yperen	5:14.2		
800 meters	Damien Plummer	2:14.5	4th	4
	Sean Powers	2:37.8		
	Matt Jones	2:38.1		
110 High Hurdles	Steve Robinson	19.8		
400 meters	Damien Plummer	58.2	5th	2
	Matt Jones	69.9		
	Sean Powers	64.5		
200 meters	Howard Chung	25.4	4th	4
	Dusty Thomas	26.7		
	Paul Goncharov	26.0		
	Andrew Ng	24.9		
3200 meters	Andrew Rodney	11:13.6	4th	4
	Jason Van Yperen	11:37.5		
4 x 400 relay	Steve Robinson	61.1	6th	1
	Paul Goncharov	58.3		
	Andrew Ng	58.8		
	Damien Plummer	59.9		

<u>EVENT</u>	<u>ATHLETE</u>	<u>RESULT</u>	<u>PLACE</u>	<u>POINTS</u>
Shot	J.D. Murdock	40 3 1/2	2nd	8
	Brian Zuccala	31 5		
	Adam Kipiniak	27 11		
	Quentin Weist	21 3		
Discus	J.D. Murdock	83 3		
	Brian Zuccala	86 6		
	Adam Kipiniak	68 1		
	Quentin Weist	46 6		
Triple Jump	Howard Chung	32 5		
	Paul Goncharov	32 1 1/2		
Long Jump	Dusty Thomas	15 - 10	2nd	8
	Howard Chung	17 - 6		
	Andrew Ng	19 - 1 3/4		
Javelin Throw	Brian Zucala	135 6	2nd	8
	J.D. Murdock	145 9	1st	10
High Jump	Steve Robinson	5 - 0	2nd	8
	Dusty Thomas	No Height		
Totals			2nd	63 pts



1995 NJSIAA STATE SECTIONAL CHAMPIONSHIPS
Saturday, May 26
at Clifton Stadium

High Jump: J. Davis, F. Rosenbach, J. Braden
Q/5'10" Q/5'10" Q/5'10"
5'10" 6th 6'0" 2nd 5'8"

Long Jump: J. Davis, F. Rosenbach, J. Hu
DNQ/19'2 1/2" DNQ/18'11" DNQ/19'1/2"

Pole Vault: J. Davis, M. Huang
Q/11'6" Q/11'6"
12'0" 3rd NH

Saturday

110HH: J. Davis, J. Hu, F. Rosenbach
15.8/15.4/15.8 5th 16.6 15.5/16.4

100m: M. DiMaulo
11.6

3200m: M. Cohen, N. Burt, J. O'Neill
10:24.0 10:09.0 10:32.0

400m: J. Saladino, R. Genovese
51.2 4th 55.0

800m: R. Cleary, L. Lembo
1:59.4 4th 2:06.4

200m: M. DiMaulo, W. Tsai
23.4 24.4

400IH: J. Saladino, J. Hu
58.3 6th 59.8

1600m: J. O'Neill, M. Cohen, N. Burt
4:49.4 4:57.5 4:49.2


4x400: R. Cleary, M. DiMaulo, W. Tsai, J. Saladino
52.9 52.2 53.2 53.2 3:31.4 6th

Shot Put: M. Picarelli, T. Steiner, T. Li
42'6 1/2" 42'7 1/2" 41'4"

Discus: T. Li, D. Barry, C. Mala
114'5" 119'10" 109'5"

Javelin: M. Picarelli, J.D. Murdock, B. Zuccala
150'4" 3rd 145'5" 5th 143'2"

35 points for sixth place



1995 LOU LANZALOTTO - MEET OF CHAMPIONS
Tuesday, May 30
Tenafly Track

Pole Vault: Jim Davis, Mike Huang
 12'6" 12'6"
High Jump: Jim Davis, Fletcher Rosenbach
 6'0" 6'0"
Shot Put: Matt Picarelli 45'3 1/2"

400IH: Josh Saladino 57.3

110HH: Jeff Hu 16.3

800: Ryan Cleary 1:58.11 PB 4th Place

200: Mike DiMaulo 23.4

1600: John O'Neill 4:37.9 PB

3200: Mike Cohen 10:14.3

4x400: Ryan Cleary 52.3
 Mike DiMaulo 51.6 PB
 Will Tsai 52.2 PB
 Josh Saladino 52.2 3:28.2 PB

Soph Invitational Meet

Wed May 31st
Bus Departs: 2:30pm
at Dwight Morrow Stadium
in Englewood.

400 Ill

Jeff Braden 67.4

100 m

Tom Salamone 13.5

1600m

Brian Janes 5:58.0

Will Byrne 5:10.5

Mike Jones 4:56.4

Neil Burt 4:45.7 (2nd)

400 m

Mike Wantanabe 58.7

Chris Hsu 60.7

110 Ill

Jeff Braden 17.4/ 17.5/ 16.8 (4th)

200 m

Tom Salamone 28.2

Chris Hsu 25.7

Mike Wantanabe 27.9

800 m

Navid Sadri 2:12.6

Brian Janes 2:40.2

Mike Lembo 2:33.2

Mike Jones 2:14.4

3200 m

Will Byrne 11:38.8

Neil Burt 10:35.1 (1st)

4 x 400

Navid Sadri 57.4

Jeff Braden 58.5

Mike Jones 59.1

Chris Hsu 59.7 Total: 3:54.6

HJ

Jeff Braden 5'10" (2nd)

Shot

Mike Schwarz 36'10"

Mark Mullervy 37'5"

Chris Mala 37'1"

Disc

Brad Langfield 98'6"

Chris Mala 105'9" (5th)

NJSIAA GROUP IV CHAMPIONSHIPS
Saturday, June 3, 1995
South Plainfield H.S.

High Jump: Jim Davis 6'6" tie 3rd Place

NJSIAA MEET OF CHAMPIONS
Wednesday, June 7, 1995
South Plainfield H.S.

High Jump: Jim Davis NH

FINAL STANDINGS
1995 Pacific Division Boys Spring Track

<u>SCHOOL</u>	<u>Dual Meet Record</u>	<u>Championship Meet Placing</u>	<u>Final Points</u>
Hackensack	6-1	1st	7.5
Paramus Catholic	7-0	2nd	7.5
Don Bosco Prep	4-3	3rd	6.0
Teaneck	5-2	5th	5.0
St. Joseph's Reg.	3-4	4th	4.0
Nutley	2-5	6th	3.0
Belleville	0-7	7th	1.5
Paramus	1-6	8th	1.5

FINAL STANDINGS
1995 Pacific Division Girls Spring Track

<u>SCHOOL</u>	<u>Dual Meet Record</u>	<u>Championship Meet Placing</u>	<u>Final Points</u>
Hackensack	6-0	1st	7.0
Teaneck	5-1	2nd	6.0
Nutley	4-2	3rd	5.0
Immaculate Heart	3-3	4th	4.0
Belleville	0-5-1	6th	2.0
Paramus	0-6	5th	2.0
Paramus Catholic	1-4-1	7th	2.0

FINAL STANDINGS
1995 Atlantic Division Boys Spring Track

<u>SCHOOL</u>	<u>Dual Meet Record</u>	<u>Championship Meet Placing</u>	<u>Final Points</u>
Bergen Catholic	8-0	Tie 1st	9.0
Ridgewood	7-1	Tie 1st	8.0
Montclair	6-2	4th	7.0
JF Kennedy	3-5	3rd	5.5
Passaic	5-3	5th	5.5
Clifton	4-4	7th	4.0
Eastside	2-6	6th	3.0
Bloomfield	1-7	8th	2.0
Barringer	0-8	9th	1.0

FINAL STANDINGS
1995 Atlantic Division Girls Spring Track

<u>SCHOOL</u>	<u>Dual Meet Record</u>	<u>Championship Meet Placing</u>	<u>Final Points</u>
Ridgewood	7-0	1st	8.0
Eastside	5-1-1	2nd	7.0
Passaic	4-2-1	3rd	6.0
Montclair	5-2	5th	5.0
JF Kennedy	4-3	4th	4.0
Clifton	2-5	6th	3.0
Barringer	0-7	7th	1.5
Bloomfield	1-6	8th	1.5

★★ 1995 NNJIL ATLANTIC DIVISION BOYS ALL LEAGUE ★★

(first team selections are followed by second team selections)

<u>Event</u>	<u>Athlete</u>	<u>Class</u>	<u>School</u>
Shot Put	Chris Ferdinand	12	JF Kennedy
	Shaun McGregor	11	Bergen Catholic
Discus	Shaun McGregor	11	Bergen Catholic
	Matt Durham	10	Passaic
Javelin	Justin Tralongo	11	Bergen Catholic
	Shaun McGregor	11	Bergen Catholic
Pole Vault	Mike Huang	12	Ridgewood
	Jim Davis	12	Ridgewood
Long Jump	Henry Cook	12	Montclair
	Maurice Ingram	10	Eastside
Triple Jump	Neville Rose	11	JF Kennedy
	Jason Hibbert	10	JF Kennedy
High Jump	Linden Richmond	10	Passaic
	Derrick Ponton	12	Montclair

HONORABLE MENTION

<u>School</u>	<u>Athlete</u>	<u>Class</u>
Bergen Catholic	Mike Martin	12
JF Kennedy	Shawn Sterling	11
Eastside	Lam Hutton	12
Ridgewood	Brian Palatucci	12
Bloomfield	Trevor Batt	12
Montclair	Fred Brown	10
Passaic	Chris Burke	12
Clifton	Sibi Joseph	11
Barringer	Fayia Mouploviet	11

★★ 1995 NNJIL ATLANTIC DIVISION BOYS ALL LEAGUE ★★
 (first team selections are followed by second team selections)

<u>Event</u>	<u>Athlete</u>	<u>Class</u>	<u>School</u>
100 meters	Henry Cook	12	Montclair
	Sean Griffin	11	Eastside
200 meters	Henry Cook	12	Montclair
	Will Poppe	11	Bergen Catholic
400 meters	Will Poppe	11	Bergen Catholic
	Josh Saladino	12	Ridgewood
800 meters	Tyrone Watson	11	Eastside
	Ryan Cleary	12	Ridgewood
1600 meters	Kevin Gilman	11	Bergen Catholic
	Mike Elkas	11	Bergen Catholic
3200 meters	Kevin Gilman	11	Bergen Catholic
	Mike Elkas	11	Bergen Catholic
110 m hurdles	Neville Rose	11	JF Kennedy
	Justin Avery	10	Montclair
400 m hurdles	Neville Rose	11	JF Kennedy
	Josh Saladino	12	Ridgewood
1600 m Relay	Ira Williams	11	Montclair
	Henry Cook	12	
	Fred Brown	10	
	Franklinn Shears	12	
	Tom Witkowski	11	Bergen Catholic
	Tom Redmond	10	
	Tom Viscardi	12	
	Will Poppe	11	